

LUXOR

■ COLLECTION ■





RIO WALNUT

Why there's nothing quite like Luxor Collection

We strive to help our customers to succeed through our passion for superior quality and innovation.

It's about our devotion to go beyond your expectations and make your creation a reality.

Our state-of-the-art equipment and our long-standing experience allow us to offer a range of sophisticated products, adapted to your style and with an exceptional longevity.

Recognized in the industry for the quality of its products, Luxor Collection offers hundreds of door styles in a wide range of colors, providing you with the flexibility you need to unleash your creativity to design your dream home.



CREDIT COVER PAGE: CUSTOM INTERIORS BY HR

TABLE OF CONTENTS

State-of-the-art Equipment....	3
TRUELIFE	4
Wood Collection	5
Serenity Collection	11
Odyssey Collection	16
Materials & Finishes	19
Wood Veneer	20
Vintage Wood Veneer	20
Reflexion.....	21
Prestige.....	22
LPL	23
Structure.....	24
Rauvisio Noir	25
Sublime.....	26
Glass Inserts.....	27
Aluminium Frame.....	27
Drawer Construction	28
Cabinet Construction	29
SELECT	30
Doors Collection.....	31
Select Construction.....	35

LUXOR

■ C O L L E C T I O N ■

BECAUSE YOU DESERVE A BEAUTIFUL, SUPERIOR QUALITY PRODUCT.


Our facility include state-of-the-art equipment & advanced technology. We ensure precision and high quality for the most important room in your home with our outstanding manufacturing quality and highly qualified team. Since 1987, we are providing our expertise to homeowners.



Winstore K3
Automated magazine



Rover K
NC processing center



Evolution Twin
Spraying Cartesian Robot

TRUELIFE

Distinguished Coating Technology



LUXURIOUS SMOOTH FINISH

LONG-LASTING

TOP COLOR SELECTIONS

ECO-FRIENDLY

VERY LOW VOC EMISSIONS

TRUELIFE DISTINCT BENEFITS

- Unique soft touch finish
- Durable
- Highest resistance to UV
- Very low VOC emissions
- Formaldehyde free
- Exceed highest environmental standards in North America
- Wide standard color selections
- Color match available

ADVANCED TECHNOLOGY

This technology allows us to reduce our VOC emissions by eliminating the use of solvents. Pigments and binders are carried by a waterborne agent instead of potentially harmful chemicals. Our state-of-the-art process and new cutting-edge equipment allows us to exceed the most stringent environmental regulations in Canada & in California. TRUELIFE, a safer choice for our environment, our workplace, your home & your family with the long-lasting quality and distinguished finish you expect from Luxor Collection.

INNOVATIVE
ENGINEERING
FINISHES

WOOD COLLECTION

Alder | Cherry | Maple | Oak | Walnut



ARCADIA
C - M - W



ARCADIA 1/4
C - M - W



AUBURN
A - C - M - O - W



AVALANCHE
M



BANFF
M



BEAUPORT
C - M

STYLE

Modern, traditional or transitional? When it comes to defining your kitchen style, with our extensive selection of door styles, we assure that you will find what you are looking for.



BEDFORD
C - M - O - W



BELAIR
C - M - W

WOOD COLLECTION

Alder | Cherry | Maple | Oak | Walnut



BELVEDERE
C - M - W



BEYOND
M



BOILEAU
C - M - W



DESTINY

CRÉA-NOVA

WOOD COLLECTION

Alder | Cherry | Maple | Oak | Walnut



CARMEL
C - M - O



CLERMONT
C - M



COLONIAL
C - M



CONWAY
C - M



CORFOU
C - M



DESTINY
C - M - O



DORVAL
C - M



DOVER
M

HIGH END DETAILS

We say only the best is good enough for the heart of your home. That's why we provide superior quality with our state-of-the-art equipment and our innovative finishes well recognized in the industry.

WOOD COLLECTION

Alder | Cherry | Maple | Oak | Walnut



EVEREST
M



FAIRVIEW
C - M



HAMILTON
C - M - O



HAMPTON
M



HARTFORD
C - M



LISBON
C - M

WOOD COLLECTION

Alder | Cherry | Maple | Oak | Walnut



LIVORNO
C - M



MONTEREY
C - M - O - W



NAPOLEON
C - M



NEWPORT
C - M - O - W



NORDICA
M

INSPIRATION

Whether you fall for the latest design craze or a classic aesthetic, we have a look that best suits your needs.



PROVIDENCE
C - M - O - W



RICHMOND
C - M - O



ROCHESTER
C - M - O

WOOD COLLECTION

Alder | Cherry | Maple | Oak | Walnut



ROCKPORT
C - M - O - W



SEVILLE
C - M



SOCIETY
M - W



SUNSET
C - M



VERMONT
C - M




WISDOM
M



SERENITY COLLECTION

CUSTOMIZATION

Everyone's tastes & needs are different. Each kitchen is unique. We build custom cabinets to be able to fully meet the needs of your own creation.



A L P H A



B E L L E V U E



B O Y N T O N



B R I D G E W A T E R



B U R L I N G T O N



C H A R L I E



C I T Y



C O N C O R D

SERENITY COLLECTION



ELITE




FASHION



HORIZON



INSPIRATION



LAURA



LIVERPOOL



ELITE

CUISINES MULTI-DESIGN

SERENITY COLLECTION



NOTTINGHAM

DREAM KITCHENS



LONDON



LUXAURA



NOTTINGHAM

SERENITY COLLECTION



P R I V I L E G E



S A T U R N



S O H O



S T - T R O P E Z



S T U D I O



V I N E Y A R D



BURLINGTON

STILE CABINETRY

SERENITY COLLECTION



VINTAGE



TRENDY




ULTRA



ODYSSEY COLLECTION



A C T O N



B E L M O N T



C A M B R I D G E



C H A T E A U



F A I T H



M E D I E V A L



R E N A I S S A N C E

K I T C H E N S O N

ODYSSEY COLLECTION



QUINCY

MARCON KITCHEN & BATH STUDIO



QUINCY



RENAISSANCE



ROMAIN

ODYSSEY COLLECTION



SALEM



VILLA



WAVERLY



MATERIALS & FINISHES




CITY / RUSTIK

THE KITCHEN STUDIO


LAMINATE COLLECTION

WOOD VENEER


Bolero (3mm edge) – Daytona (3-pieces) – Rio (0.5mm edge)



CHERRY




MAPLE




OAK



Bolero / Rio



WALNUT



**URBAN
WHITE OAK**



Daytona

VINTAGE WOOD VENEER

Bolero Vintage – Rustik



**VINTAGE
OAK**




RUSTIK

CRÉA-NOVA

LAMINATE COLLECTION

REFLEXION
Reflexion


BIANCO
5000



CAPPUCCINO
1917L



CEMENTO
1919L



GRAPHITE
2100L




ROCCIA
2101L



TITANIO
2283L




Double sided gloss. Designed to withstand heat and steam from cook tops and dishwashers in close proximity. The reason is that the MDF core is sealed in from the elements by the PUR glue and the polymer functional layer of the edge band.



LAMINATE COLLECTION

PRESTIGE
Prestige


One sided gloss. High gloss panels with PU+ coating done on melamine based prelaminated MDF. PU+ coating (gloss) and melamine surface (surface strength) are clubbed together to give superior high gloss products.



EBONY ASPEN
14673HG



TAUPE TROPICAL
14811HG



EBONY PEAT
14674HG



TAUPE TROPICAL

CHANTAL TRAHAN (2020 RENDERING)

LAMINATE COLLECTION

LPL

Coral (0.5mm edge) – Milano (1-3mm edge)

Choose panels from a large variety of colors and finishes from our selection of manufacturers.
The availability of panels may vary by geographic location. Please see the complete selection in store.



CARB
COMPLIANT



CORAL (UNIBOARD K15-CANNES)

POLYESTER

Made of five pieces – a frame built of 4 pieces of MDF wrapped in Polyester plus a 1/4 MDF panel covered in melamine with a 45° degree joints assemblage.



LUX - 3000



LUX - 5000



LUX - 8000

LAMINATE COLLECTION

STRUCTURE

Illusion


Faced panels are wood based panels whose sides have been covered with decorative papers or polymeric foils.



BARN OAK
LN27



CAIRO
S138




CARBONE
LM08




DUBLIN
S135



MADRID
S133



NERO
U129



**BLUE
NIGHT**
UB02




**SILVER
SAND**
SO11



VALLETA
FB68



**VINEYARD
OAK**
LN30



ZIRCONIA
FB08



BARN OAK


CRÉA-NOVA

LAMINATE COLLECTION


RAUVISIO NOIR

Matteo


Double sided matte. A monotonic matte surface that has the ability to retain all of its elemental properties while delivering unwavering resilience, reliability and richly uninhibited elegance in a variety of different scenarios giving you the quality you deserve with the versatility you desire. The deeply light-absorbent surface resists scratches while providing a touchable matte that invites the senses and the spirit to linger.




**AFTER
DARK**
154708




**GASLIT
ALLEY**
154712




**SMOKE
STACK**
154710



**SILVER
LAKE**
154709



**TRENCH
COAT**
154711




**BOXCAR
BLONDE**
154714




**CAPITAL
STARLIT**
154706



**CASA
BLANCA**
154705




**HIGH
LOW**
154707



**MALTESE
MIST**
154704



**OLIVE
DETOUR**
154715



**MIDNIGHT
DASH**
154713


LAMINATE COLLECTION

SUBLIME
Sublime

Double sided matte. A silky touch polymer panels, a highly-resistant matte finish that fits in any budget.



**ARTIC
GREY**
P713



BLACK
P706




**BLUE
NOTTE**
P771



FOG
P761




FUME
P725



MINK
P732



**OCEAN
BLUE**
P736



WHITE
P734




FUMÉ P725

GLASS INSERTS


MIRRORS



CLEAR



CLEAR SATIN



GREY



GREY



CLEAR




CLEAR GLASS

KITCHENSON




CLEAR MIRRORS BLAIR INTERIORS GROUP


ALUMINIUM FRAME



MODEL 1 : 19.5MM



MODEL 3 : 9MM



MODEL 6 : 50.4MM



ALUMINIUM




STAINLESS STEEL




ANODIZED MATTE BLACK



CLEAR



GREY



ACID WASH



DRAWER CONSTRUCTION

STANDARD



BIRCH WOOD DOVETAIL



QUADRO V6 GLIDES



HINGES SENSYS

OPTIONAL




WALNUT WOOD DOVETAIL



INNOTECH ATIRA
METAL DRAWER



VIONARO GRAPHITE
METAL DRAWER



DYNAPRO GLIDES



DRAWER TIP-ON



TANDEM BLUMOTION GLIDES

CABINET CONSTRUCTION



Two options ; Plywood or LPL

Plywood Box construction

- $\frac{3}{4}$ plywood interior with glued wood dowels
- $\frac{9}{16}$ back panel grooved, glued and stapled
- $\frac{3}{4}$ shelves
- Dust top

Hardware

- Full extension undermount closing drawers system
- Adjustable self closing hinges
- Drawers front adjustable device



LPL Box construction

- $\frac{5}{8}$ LPL interior with glued wood dowels (3 standard colors)
- $\frac{5}{8}$ back panel grooved, glued and stapled
- $\frac{3}{4}$ shelves
- Dust top

Hardware

- Full extension undermount closing drawers system
- Adjustable self closing hinges
- Drawers front adjustable device



Many other LPL colors interior available

SELECT

- *collection* -

Great value at an accessible price



BOSTON

SELECT COLLECTION

WOOD COLLECTION



ATLANTA
New England
soft maple



DALLAS
New England
soft maple



NASHVILLE
New England
soft maple



OTTAWA
New England
soft maple



ATLANTA

CLUB CUISINE BCBG

SELECT COLLECTION

1-PIECE MDF COLLECTION



BOSTON



MONTREAL



NEW YORK



SELECT COLLECTION

1-PIECE MDF COLLECTION



SAN FRANCISCO



SEATTLE



LAMINATE COLLECTION

CALIFORNIA
Sublime

COLORADO
Prestige

CHICAGO
Maple wood
veneer only

FANTASY
Reflexion

TORONTO
Standard LPL
selection


SELECT COLLECTION

POLYMER

Made of a one or five pieces of MDF. Then covered with a sheet of Thermofoil — a plastic that form fits the shaped panel with one continuous sheet of plastic.



**COTTON
MIST**



**MORNING
DEW**



**BLACK
VELVET**



**SUMMER
DROPS**



DUSK



**NAVY
BLUE**



TH - 3050



TH - 8050

POLYESTER

Made of five pieces – a frame built of 4 pieces of MDF wrapped in Polyester plus a ¼ MDF panel covered in melamine with a 45° degree joints assemblage.



U - 3000



U - 5000



U - 8000

CABINET & DRAWER CONSTRUCTION

STANDARD



BIRCH WOOD DOVETAIL



GLIDES
(SOFT CLOSING AND
FULL EXTENSION)



HINGES

OPTIONAL



INNOTECH ATIRA
METAL DRAWER



QUADRO V6 GLIDES



VIONARO GRAPHITE
METAL DRAWER

DYNAPRO GLIDES



BOX CONSTRUCTION (two options : plywood or LPL)

Plywood construction

- 5/8 plywood interior with glued dowels
- 9/16 full back panel glued, stapled and grooved
- 5/8 shelves
- PVC edge bands matching the door color

LPL construction

- 5/8 LPL interior with glued dowels
- 5/8 full back panel glued, stapled and grooved
- 5/8 shelves
- PVC edge bands matching the door color
- 3 LPL box color options: classic maple, nova white or canadian grey

Also available; matching interior (LPL) with the door color

LIMITED LIFETIME WARRANTY*

* See Warranty for details.

luxorcollection.com



Customer Service

Toll free: 1 844 368-7688
450 438-7688

Head Office

200 Avenue Hamford
Lachute, Quebec, Canada
J8H 3N6



CUSTOM INTERIORS BY HR

LUXOR

■ COLLECTION ■

Styles, product availability and construction may vary slightly from those shown in this catalog due to material availability and/or design evolution. For more details please contact your designer.

Product photography and illustrations have been reproduced as accurately as printing technologies permit. To ensure highest satisfaction, we strongly suggest you view an actual sample for best color, wood grain and finish representation.