

# LUXOR

■ COLLECTION ■





Why there’s nothing quite like  
Luxor Collection

We strive to help our customers to succeed through our passion for superior quality and innovation.

It’s about our devotion to go beyond your expectations and make your creation a reality.

Our state-of-the-art equipment and our long-standing experience allow us to offer a range of sophisticated products, adapted to your style and with an exceptional longevity.

Recognized in the industry for the quality of its products, Luxor Collection offers hundreds of door styles in a wide range of colors, providing you with the flexibility you need to unleash your creativity to design your dream home.



CREDIT COVER PAGE: CUSTOM INTERIORS BY HR

TABLE OF CONTENTS	
State-of-the-art Equipment....	3
TRUELIFE .....	4
Wood Collection .....	5
Serenity Collection .....	11
Odyssey Collection .....	16
Materials & Finishes.....	19
Wood Veneer .....	20
Vintage Wood Veneer.....	20
Reflexion.....	21
Prestige.....	22
LPL .....	23
Structure.....	24
Rauvisio Noir .....	25
Sublime.....	26
Glass Inserts.....	27
Aluminium Frame.....	27
Drawer Construction .....	28
Cabinet Construction .....	29
 SELECT .....	 30
Doors Collection.....	31
Select Construction.....	35

LUXOR  
■ C O L L E C T I O N ■



# BECAUSE YOU DESERVE A BEAUTIFUL, SUPERIOR QUALITY PRODUCT.

Our facility include state-of-the-art equipment & advanced technology. We ensure precision and high quality for the most important room in your home with our outstanding manufacturing quality and highly qualified team. Since 1987, we are providing our expertise to homeowners.

**BIESSE**


**makor**  
GROUP



**Winstore K3**  
*Automated magazine*



**Rover K**  
*NC processing center*



**Evolution Twin**  
*Spraying Cartesian Robot*

# TRUELIFE

Distinguished Coating Technology



LUXURIOUS SMOOTH FINISH

LONG-LASTING

TOP COLOR SELECTIONS

ECO-FRIENDLY

VERY LOW VOC EMISSIONS

## TRUELIFE DISTINCT BENEFITS

- Unique soft touch finish
- Durable
- Highest resistance to UV
- Very low VOC emissions
- Formaldehyde free
- Exceed highest environmental standards in North America
- Wide standard color selections
- Color match available

## ADVANCED TECHNOLOGY

This technology allows us to reduce our VOC emissions by eliminating the use of solvents. Pigments and binders are carried by a waterborne agent instead of potentially harmful chemicals. Our state-of-the-art process and new cutting-edge equipment allows us to exceed the most stringent environmental regulations in Canada & in California. TRUELIFE, a safer choice for our environment, our workplace, your home & your family with the long-lasting quality and distinguished finish you expect from Luxor Collection.

INNOVATIVE  
ENGINEERING  
FINISHES

# WOOD COLLECTION

Alder | Cherry | Maple | Oak | Walnut



**ARCADIA**  
C - M - W



**ARCADIA 1/4**  
C - M - W



**AUBURN**  
A - C - M - O - W



**AVALANCHE**  
M



**BANFF**  
M



**BEAUPORT**  
C - M

---

## STYLE

Modern, traditional or transitional? When it comes to defining your kitchen style, with our extensive selection of door styles, we assure that you will find what you are looking for.

---



**BEDFORD**  
C - M - O - W



**BELAIR**  
C - M - W

# WOOD COLLECTION

Alder | Cherry | Maple | Oak | Walnut



**BELVEDERE**  
C - M - W



**BEYOND**  
M



**BOILEAU**  
C - M - W



DESTINY

CRÉA-NOVA



# WOOD COLLECTION

Alder | Cherry | Maple | Oak | Walnut



**CARMEL**  
C - M - O



**CLERMONT**  
C - M



**COLONIAL**  
C - M



**CONWAY**  
C - M



**CORFOU**  
C - M



**DESTINY**  
C - M - O



**DORVAL**  
C - M



**DOVER**  
M

---

## HIGH END DETAILS

We say only the best is good enough for the heart of your home. That's why we provide superior quality with our state-of-the-art equipment and our innovative finishes well recognized in the industry.

---

# WOOD COLLECTION

Alder | Cherry | Maple | Oak | Walnut



**EVEREST**  
M



**FAIRVIEW**  
C - M



**HAMILTON**  
C - M - O



**HAMPTON**  
M



**HARTFORD**  
C - M



**LISBON**  
C - M



# WOOD COLLECTION

Alder | Cherry | Maple | Oak | Walnut



**LIVORNO**  
C - M



**MONTEREY**  
C - M - O - W



**NAPOLEON**  
C - M



**NEWPORT**  
C - M - O - W



**NORDICA**  
M

---

## INSPIRATION

Whether you fall for the latest design craze or a classic aesthetic, we have a look that best suits your needs.

---



**PROVIDENCE**  
C - M - O - W



**RICHMOND**  
C - M - O



**ROCHESTER**  
C - M - O

# WOOD COLLECTION

Alder | Cherry | Maple | Oak | Walnut



**ROCKPORT**  
C - M - O - W



**SEVILLE**  
C - M



**SOCIETY**  
M - W



**SUNSET**  
C - M



**VERMONT**  
C - M



**WISDOM**  
M



FASHION / WISDOM

CRÉA-NOVA


# SERENITY COLLECTION

---

## CUSTOMIZATION

Everyone's tastes & needs are different. Each kitchen is unique. We build custom cabinets to be able to fully meet the needs of your own creation.

---



**A L P H A**



**B E L L E V U E**



**B O Y N T O N**



**B R I D G E W A T E R**



**B U R L I N G T O N**



**C H A R L I E**



**C I T Y**



**C O N C O R D**



# SERENITY COLLECTION




ELITE




FASHION



HORIZON



INSPIRATION



LAURA



LIVERPOOL



ELITE

CUISINES MULTI-DESIGN

# SERENITY COLLECTION



L O N D O N



L U X A U R A



N O T T I N G H A M

# SERENITY COLLECTION



**P R I V I L E G E**



**S A T U R N**



**S O H O**



**S T - T R O P E Z**



**S T U D I O**



**V I N E Y A R D**



**B U R L I N G T O N**

**S T I L E C A B I N E T R Y**



# SERENITY COLLECTION



VINTAGE



TRENDY



ULTRA



# ODYSSEY COLLECTION



**A C T O N**



**B E L M O N T**



**C A M B R I D G E**



**C H A T E A U**



**F A I T H**



**M E D I E V A L**



**R E N A I S S A N C E**

**K I T C H E N S O N**

# ODYSSEY COLLECTION



QUINCY

MARCON KITCHEN & BATH STUDIO



QUINCY



RENAISSANCE



ROMAIN



# ODYSSEY COLLECTION



**SALEM**



**VILLA**



**WAVERLY**



# MATERIALS & FINISHES




CITY / RUSTIK

THE KITCHEN STUDIO


# LAMINATE COLLECTION

## WOOD VENEER


Bolero (3mm edge) – Daytona (3-pieces) – Rio (0.5mm edge)



**CHERRY**




**MAPLE**




**OAK**



Bolero / Rio



**WALNUT**




**URBAN  
WHITE OAK**



Daytona

## VINTAGE WOOD VENEER

Bolero Vintage – Rustik



**VINTAGE  
OAK**



RUSTIK


CRÉA-NOVA



# LAMINATE COLLECTION

**REFLEXION**  
Reflexion


**BIANCO**  
5000



**CAPPUCCINO**  
1917L



**CEMENTO**  
1919L



**GRAPHITE**  
2100L




**ROCCIA**  
2101L



**TITANIO**  
2283L




**Double sided gloss.** Designed to withstand heat and steam from cook tops and dishwashers in close proximity. The reason is that the MDF core is sealed in from the elements by the PUR glue and the polymer functional layer of the edge band.




# LAMINATE COLLECTION

**PRESTIGE**  
Prestige


**One sided gloss.** High gloss panels with PU+ coating done on melamine based prelaminated MDF. PU+ coating (gloss) and melamine surface (surface strength) are clubbed together to give superior high gloss products.



**EBONY ASPEN**  
14673HG



**TAUPE TROPICAL**  
14811HG



**EBONY PEAT**  
14674HG



TAUPE TROPICAL

CHANTAL TRAHAN (2020 RENDERING)

# LAMINATE COLLECTION

**LPL**

Coral (0.5mm edge) – Milano (1-3mm edge)

Choose panels from a large variety of colors and finishes from our selection of manufacturers.  
The availability of panels may vary by geographic location. Please see the complete selection in store.



**CARB  
COMPLIANT**



CORAL (UNIBOARD K15-CANNES)

MARCON KITCHEN & BATH STUDIO




# LAMINATE COLLECTION

# STRUCTURE

Illusion


Faced panels are wood based panels whose sides have been covered with decorative papers or polymeric foils.




**BARN OAK**  
LN27




**CAIRO**  
S138




**CARBONE**  
LM08




**DUBLIN**  
S135




**MADRID**  
S133




**NERO**  
U129




**BLUE  
NIGHT**  
UB02




**SILVER  
SAND**  
SO11



**VALLETA**  
FB68



**VINEYARD  
OAK**  
LN30



**ZIRCONIA**  
FB08




# LAMINATE COLLECTION

## RAUVISIO NOIR

Matteo


**Double sided matte.** A monotonic matte surface that has the ability to retain all of its elemental properties while delivering unwavering resilience, reliability and richly uninhibited elegance in a variety of different scenarios giving you the quality you deserve with the versatility you desire. The deeply light-absorbent surface resists scratches while providing a touchable matte that invites the senses and the spirit to linger.




**AFTER  
DARK**  
154708




**GASLIT  
ALLEY**  
154712




**SMOKE  
STACK**  
154710



**SILVER  
LAKE**  
154709



**TRENCH  
COAT**  
154711




**BOXCAR  
BLONDE**  
154714



**CAPITAL  
STARLIT**  
154706



**CASA  
BLANCA**  
154705




**HIGH  
LOW**  
154707



**MALTESE  
MIST**  
154704



**OLIVE  
DETOUR**  
154715




**MIDNIGHT  
DASH**  
154713


# LAMINATE COLLECTION

**SUBLIME**  
Sublime

**Double sided matte.** A silky touch polymer panels, a highly-resistant matte finish that fits in any budget.



**ARTIC  
GREY**  
P713



**BLACK**  
P706



**BLUE  
NOTTE**  
P771



**FOG**  
P761




**FUME**  
P725



**MINK**  
P732



**OCEAN  
BLUE**  
P736



**WHITE**  
P734



FUMÉ P725



# GLASS INSERTS



**CLEAR**



**CLEAR SATIN**



**GREY**


## MIRRORS



**GREY**



**CLEAR**



**FLUTEX**




CLEAR GLASS

KITCHENSON




CLEAR MIRRORS BLAIR INTERIORS GROUP


# ALUMINIUM FRAME



**MODEL 1 : 19.5MM**



**MODEL 3 : 9MM**



**MODEL 6 : 50.4MM**

## ALUMINIUM



## STAINLESS STEEL




## ANODIZED MATTE BLACK



**CLEAR**



**GREY**



**ACID WASH**



# DRAWER CONSTRUCTION

## STANDARD



BIRCH WOOD DOVETAIL



QUADRO V6 GLIDES



HINGES SENSYS

## OPTIONAL



WALNUT WOOD DOVETAIL



INNOTECH ATIRA  
METAL DRAWER



VIONARO GRAPHITE  
METAL DRAWER



DYNAPRO GLIDES



DRAWER TIP-ON



TANDEM BLUMOTION GLIDES

# CABINET CONSTRUCTION



Two options ; Plywood or LPL

## Plywood Box construction

- $\frac{3}{4}$  plywood interior with glued wood dowels
- $\frac{9}{16}$  back panel grooved, glued and stapled
- $\frac{3}{4}$  shelves
- Dust top

### Hardware

- Full extension undermount closing drawers system
- Adjustable self closing hinges
- Drawers front adjustable device



## LPL Box construction

- $\frac{5}{8}$  LPL interior with glued wood dowels (3 standard colors)
- $\frac{5}{8}$  back panel grooved, glued and stapled
- $\frac{3}{4}$  shelves
- Dust top

### Hardware

- Full extension undermount closing drawers system
- Adjustable self closing hinges
- Drawers front adjustable device



Many other LPL colors interior available



# SELECT

- *collection* -

Great value at an accessible price



BOSTON

# SELECT COLLECTION

# WOOD COLLECTION



**ATLANTA**  
New England  
soft maple



**DALLAS**  
New England  
soft maple



**NASHVILLE**  
New England  
soft maple



**OTTAWA**  
New England  
soft maple



ATLANTA

CLUB CUISINE BCBG

## SELECT COLLECTION

## 1-PIECE MDF COLLECTION



**BOSTON**



**MONTREAL**



**NEW YORK**



**MONTREAL**



## SELECT COLLECTION

## 1-PIECE MDF COLLECTION



**SAN FRANCISCO**



**SEATTLE**



## LAMINATE COLLECTION

**CALIFORNIA**  
Sublime

**COLORADO**  
Prestige

**CHICAGO**  
Maple wood  
veneer only

**FANTASY**  
Reflexion

**TORONTO**  
Standard LPL  
selection


# SELECT COLLECTION

## POLYMER

Made of a one or five pieces of MDF. Then covered with a sheet of Thermofoil — a plastic that form fits the shaped panel with one continuous sheet of plastic.



**COTTON  
MIST**



**MORNING  
DEW**



**BLACK  
VELVET**



**SUMMER  
DROPS**



**DUSK**



**NAVY  
BLUE**



**TH - 3050**



**TH - 8050**

## POLYESTER

Made of five pieces – a frame built of 4 pieces of MDF wrapped in Polyester plus a ¼ MDF panel covered in melamine with a 45° degree joints assemblage.



**U - 3000**



**U - 5000**



**U - 8000**

# CABINET & DRAWER CONSTRUCTION

## STANDARD



BIRCH WOOD DOVETAIL



GLIDES  
(SOFT CLOSING AND  
FULL EXTENSION)



HINGES

## OPTIONAL



INNOTECH ATIRA  
METAL DRAWER



QUADRO V6 GLIDES



VIONARO GRAPHITE  
METAL DRAWER

DYNAPRO GLIDES



## BOX CONSTRUCTION (two options : plywood or LPL)

### Plywood construction

- $\frac{5}{8}$  plywood interior with glued dowels
- $\frac{9}{16}$  full back panel glued, stapled and grooved
- $\frac{5}{8}$  shelves
- PVC edge bands matching the door color

### LPL construction

- $\frac{5}{8}$  LPL interior with glued dowels
- $\frac{5}{8}$  full back panel glued, stapled and grooved
- $\frac{5}{8}$  shelves
- PVC edge bands matching the door color
- 3 LPL box color options: classic maple, nova white or canadian grey

Also available; matching interior (LPL) with the door color



**LIMITED LIFETIME WARRANTY\***

\* See Warranty for details.

[luxorcollection.com](http://luxorcollection.com)



**Customer Service**

Toll free: 1 844 368-7688  
450 438-7688

**Head Office**

200 Avenue Hamford  
Lachute, Quebec, Canada  
J8H 3N6



CUSTOM INTERIORS BY HR

# LUXOR

■ C O L L E C T I O N ■

Styles, product availability and construction may vary slightly from those shown in this catalog due to material availability and/or design evolution. For more details please contact your designer.

Product photography and illustrations have been reproduced as accurately as printing technologies permit. To ensure highest satisfaction, we strongly suggest you view an actual sample for best color, wood grain and finish representation.